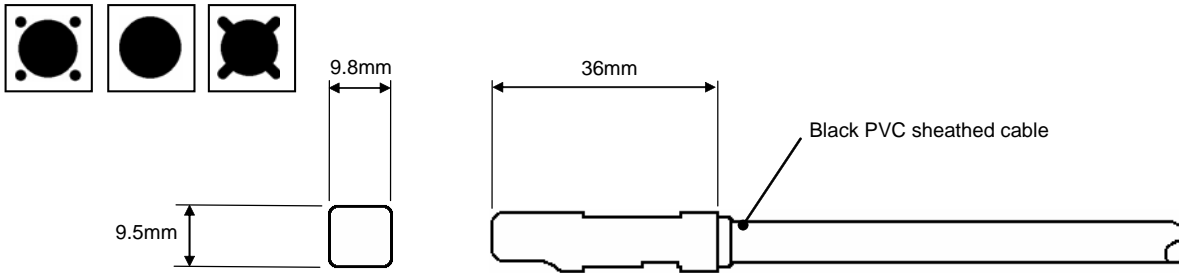


### PCM RANGE OF MAGNETIC SWITCHES FOR PNEUMATIC CYLINDERS



- High visibility red LED
- 2 wire switching (suitable for both PNP and NPN applications)
- Reed switch and electronic (GMR) sensor options
- Robust nylon 6.6 switch housing


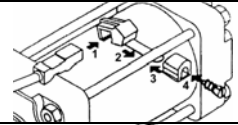





Made in the UK

Sensor	Cable/connector	Voltage	Max. current	Switching capacity	Environmental specifications	Part number
Reed switch	3m PVC (5.2mm OD)	240Vac/dc max.	500mA	50W/VA max.	IP67 -10°C to +80°C	TW/PCM/LED/3M
Reed switch	3m PVC (5.2mm OD)	240V max. (ac only)	80-800mA	200VA	IP67 -10°C to +80°C	TW/PCM/HP/3M
Reed switch	M8 pigtail (150mm)	120Vac/dc max.	500mA	50W/VA max.	IP67 -10°C to +80°C	TW/PCM/LED/M8P
Reed switch	M8 connector on housing	120Vac/dc max.	500mA	50W/VA max.	IP67 -10°C to +80°C	TW/PCM/LED/M8
Reed switch	Rewireable DIN connector	180Vac/dc max.	500mA	50W/VA max.	IP65 -10°C to +80°C	TW/PCM/LED/P
Reed switch	M12 connector	100Vdc/150 Vac max.	500mA	50W/VA max.	IP67 -10°C to +80°C	TW/PCM/LED/M12
Reed switch	M12 pigtail (300mm)	100Vdc/120 Vac max.	500mA	50W/VA max.	IP67 -10°C to +80°C	TW/PCM/LED/M12P
Electronic sensor (GMR)	3m PVC (3.5mm OD)	10-30Vdc	300mA	9W/VA max.	IP67 -10°C to +80°C	TW/PCM/SS2/3M
Electronic sensor (GMR)	M8 pigtail (150mm)	10-30Vdc	300mA	9W/VA max.	IP67 -10°C to +80°C	TW/PCM/SS2/M8P
Electronic sensor (GMR)	8mm snap-in connector	10-30Vdc	300mA	9W/VA max.	IP67 -10°C to +80°C	TW/PCM/SS2/M8

Note: Special cable types and lengths, switch sensitivities, LED colours and connector types are available. Please contact us with details of your requirements.

### Fixing brackets for the PCM range of magnetic switches

Cylinder type	Sizes	Part number	Bracket style
	One bracket fits all sizes Note: Recommended tightening torque 6-10 inch-lbs (14 max.)	<b>TW/PCM/TBC</b>	
	32-63mm bores 63-100mm bores Note: Recommended tightening torque 8-12 inch-lbs (14 max.)	<b>TW/LC32-63</b> <b>TW/LC63-100</b>	
	Dedicated worm drive bands for bores from 20mm (3/4") through to 100mm (4") Note: the SC/40 fits a maximum diameter of 44.0mm; for 40mm cylinders with larger outside diameters use the SC/40A which fits up to 51.0mm diameter.' Max. tightening torque 15inch-lbs (1.7Nm)	<b>SC/20</b> <b>SC/25</b> <b>SC/32</b> <b>SC/40(A)</b>	<b>SC/50</b> <b>SC/63</b> <b>SC/80</b> <b>SC/100</b> 